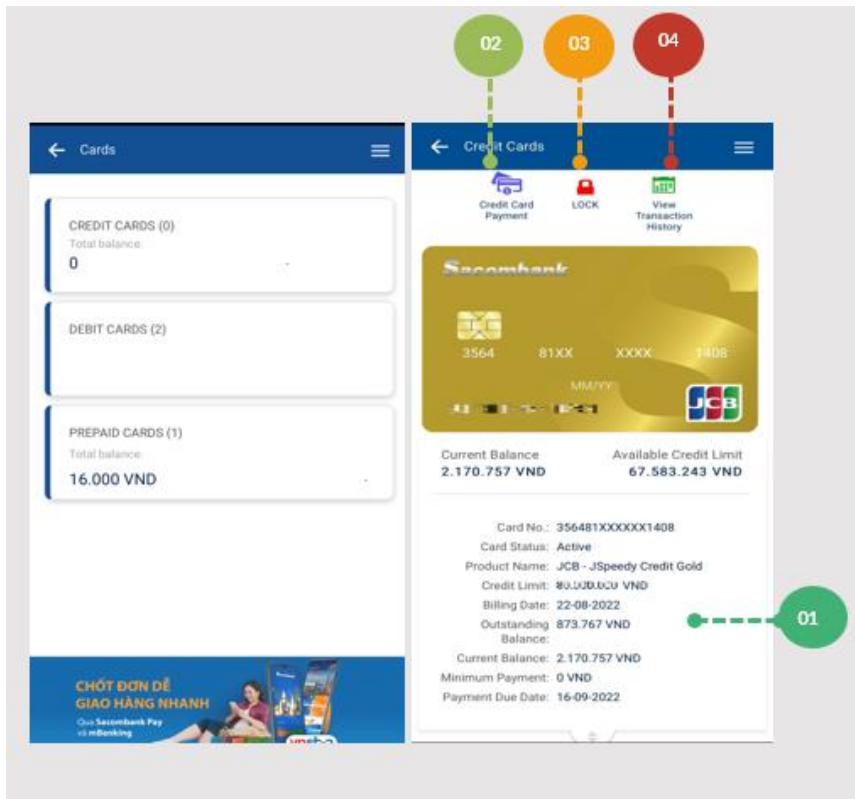


## MOBILE BANKING USER GUIDE

1. Card services.....	2
2. Credit card payment.....	2
3. Active, lock, unlock card.....	3
4. Buy virtual prepaid card.....	3
5. Prepaid card topup.....	4

## 1. Card services



## CARD SERVICES

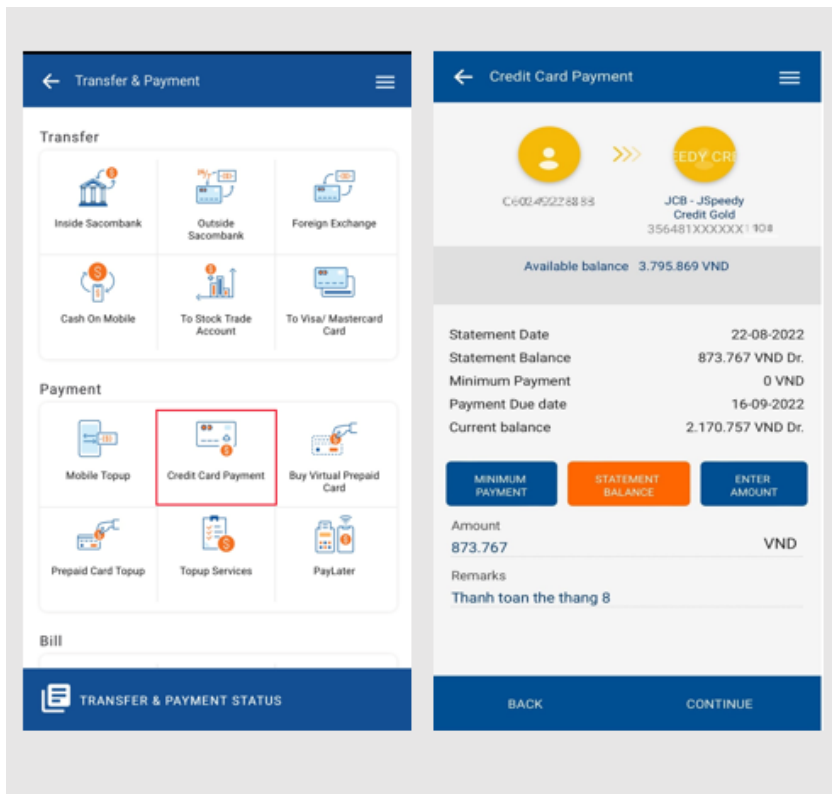
Display all of cards, including:

- o Credit card
- o Debit card
- o Prepaid card

Select **Menu > Card > Credit card** or **Dashboard > Credit > Select View detail**

1. Details of card
2. Features of Card ( General navigation)
  - o Credit card payment
  - o Active/ Lock/Unlock card
  - o View transaction history
3. Swipe to view the others card.

## 2. Credit card payment



## CREDIT CARD PAYMENT

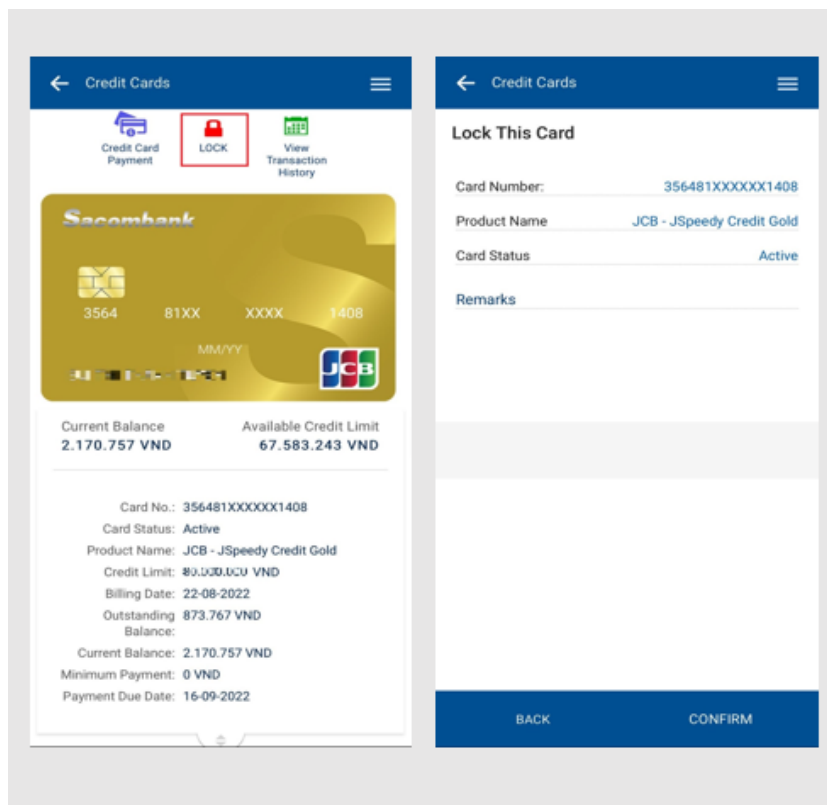
Paying credit card, as following 3 options below:

- o **Dashboard > Credit card > select Credit card payment**
- o **Menu > Card > Credit card > Credit card payment**
- o **Dashboard > Transfer and payment > Credit card payment**

**At Credit card payment screen:**

1. Select account
2. Select/ Input card number to be paid
3. Pay for credit card yourself, application will display current balance, customer can pay for **minimum payment, statement balance** or **enter amount**.

### 3. Active, lock, unlock card

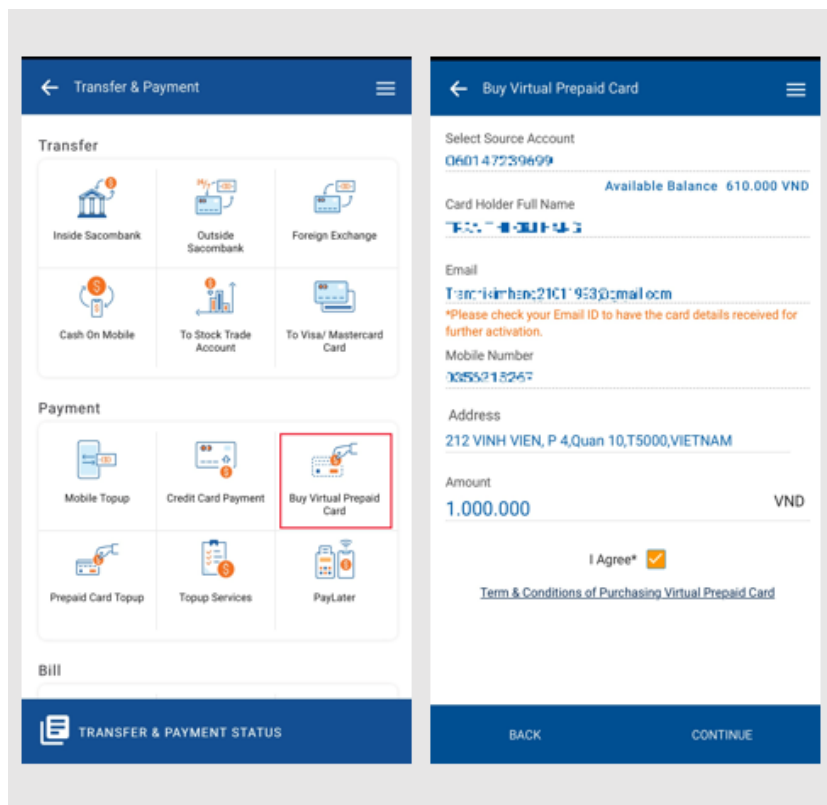


### ACTIVE/ LOCK/ UNLOCK CARD

Updating card status, as following 2 options below:

- o Select **Menu > Card > Credit card**
  - o **Dashboard > Credit card**
1. It will be displayed **Active/Lock/ Unlock** icon based on card status.
  2. Tap **Continue** button to go to the confirmation screen
  3. Complete request with registered authentication

### 4. Buy virtual prepaid card



### BUY VIRTUAL PREPAID CARD

Buy Virtual Prepaid card, as following 2 options below:

- o Select **Menu > Transfer & Payment > Buy virtual prepaid card**
- o **Dashboard > Transfer & Payment > Buy virtual prepaid card**

**At Initiation screen:**

1. Select/Input Required information
2. Put a tick **I agree** on Terms and Conditions , Tap **Continue** button to go to the confirmation screen
3. Complete transaction with registered authentication

## 5. Prepaid card topup



## PREPAID CARD TOPUP

Topup Prepaid card, as following 2 options below:

- o Select **Menu > Transfer & Payment > Prepaid Card Top Up**
- o **Dashboard > Transfer & Payment > Prepaid Card Top Up**

**At initiation screen:**

1. **Select account** to initiate transaction
2. **Select receiving account**
3. **Input Amount and Remarks**
4. Tap **Continue** button to go to the confirmation screen.
5. Complete transaction with registered authentication