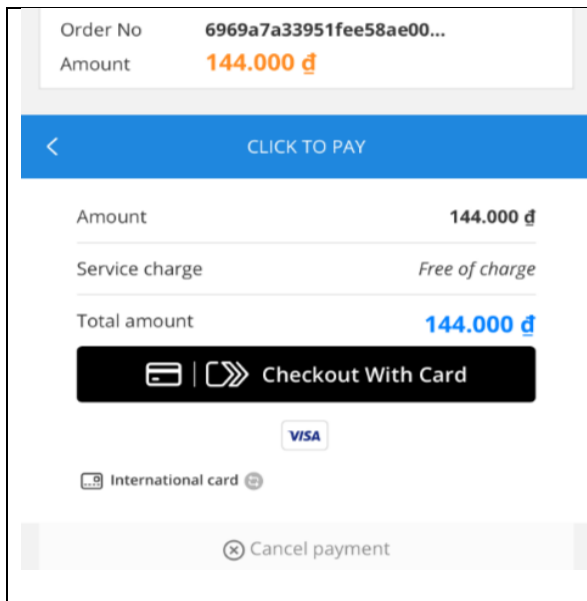

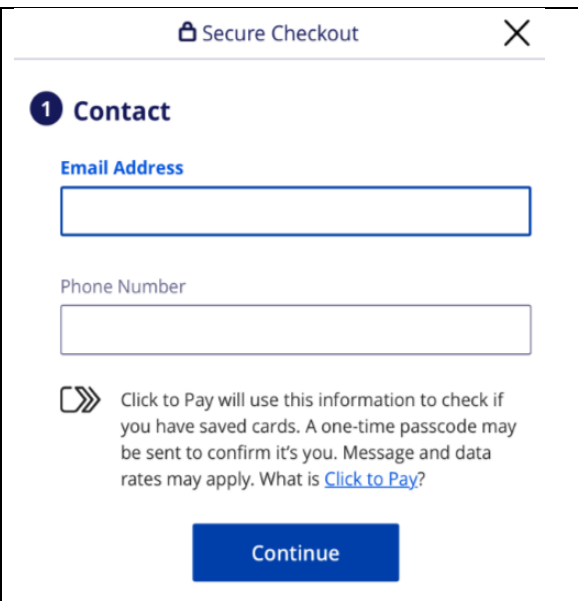
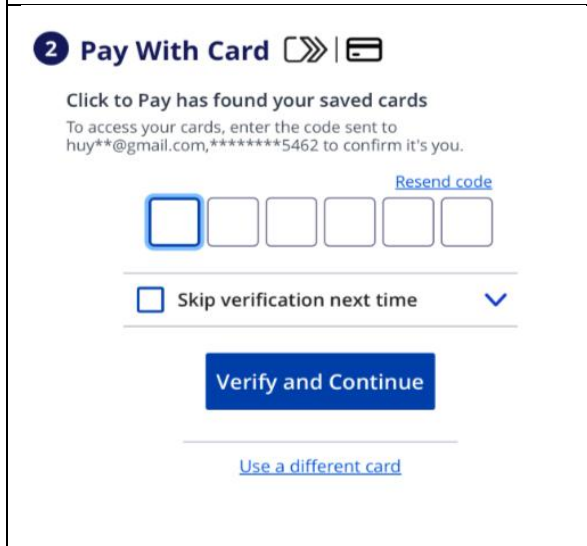
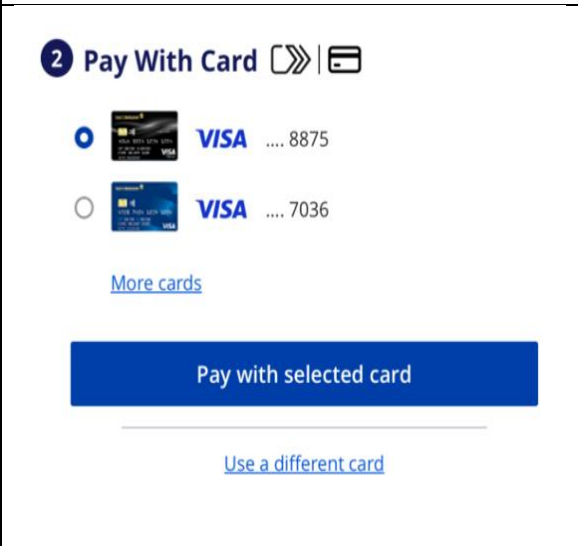


## HOW TO USE CLICK TO PAY AT ONLINE CARD-ACCEPTING MERCHANTS

	<p><b>Step 1</b></p> <p>Customers shop at online card-accepting merchants that support Click to Pay.</p> <p>At checkout, select Click to Pay as the payment method (Click to Pay icon  ).</p>		<p><b>Step 2</b></p> <p>Enter the email address and mobile phone number linked to the card that has been successfully registered for Click to Pay.</p>
	<p><b>Step 3</b></p> <p>Enter the verification code sent to your email and/or mobile phone number, then select “Verify and Continue.”</p>		<p><b>Step 4</b></p> <p>Select your Visa card and complete the payment</p>